



Vistafold Product Selection Guide


The details below are designed to assist you in correctly specifying your Vistafold hardware. Simply select the correct channel and track you require and then choose the hardware layout needed for your project. There are also additional items such as weatherseal and door furniture available.

For any further assistance please call the office on 01708 891515 or email us at sales@barrier-components.co.uk.

Channel & Track. Choose required length and finish.

Part Diagram	Description	Order Codes		Office Use	
		Satin Anodised	Gold Anodised	Satin Anodised	Gold Anodised
	Top Channel. 1800mm or 3600mm lengths	19la 1800 NA	19la 1800 GA	0215010	02150014
		19la 3600 NA	19la 3600 GA	0215009	02150015
	Bottom Track. 1800mm or 3600mm lengths	815a 1800 NA	815a 1800 GA	021510273	021510276
		815a 3600 NA	815a 3600 GA	021510271	021510275

Hardware Requirements. Single Leaf Hardware Options.

Layout	Required Hardware	Order Codes		Office Use	
		Satin Anodised	Gold Anodised	Satin Anodised	Gold Anodised
 1 Leaf Hinged to Jamb	Used For Adding Single Leaf To Folding Doors.				
	3x Hinges	866x1 NA	866x1 GA	0210001	0211001
	Optional bolts if folding suite has swing leaf. 2x Flush Bolts	488x6 NA	488x6 GA	0210007	0211007

ROLI or LORI. Which do you need for your layout?








You must calculate which roller you need as if viewing the installation from the **OUTSIDE** or it will be wrong!

ROLI Doors folding to the **R**ight of the opening **O**utwards or **L**eft of the opening **I**nwards.








LORI Doors folding to the **L**eft of the opening **O**utwards or **R**ight of the opening **I**nwards.

Please note that both ROLI & LORI sets are shown in each example. When you are ordering please only order the set you require.








Hardware Requirements. 44mm Only Outward Folding Doors.

Layout (Can Be Combined i.e 2+2, 3+3)	Required Hardware	Order Codes		Office Use	
		Satin Anodised	Gold Anodised	Satin Anodised	Gold Anodised
 2 Leaf Layout	5x Butt Hinge 1x Hinge Handle 1x End Guide (Handed) 1x End Roller (Handed) 2x Flush Bolt	866x1 NA 86 NA TEG Guide ROLI NA TEG Guide LORI NA TEG44 Roller ROLI NA TEG44 Roller LORI NA 488x6 NA	866x1 GA 86 GA TEG Guide ROLI GA TEG Guide LORI GA TEG44 Roller ROLI GA TEG44 Roller LORI GA 488x6 GA	0210001 0210006 0211018 0211017 0211013 0211014 0210007	0211001 0211006 0211020 0211019 0211015 0211016 0211007
 3 Leaf Layout	6x Butt Hinge 1x Hinge Handle 1x Intermediate Guide 1x Intermediate Roller 2x Flush Bolt 1x Magnetic Door Catch	866x1 NA 86 NA 866x6 NA 866x4 NA 488x6 NA BFD-MDC-S	866x1 GA 86 GA 866x6 GA 866x4 GA 488x6 GA BFD-MDC-G	0210001 0210006 0210004 0210003 0210007 0210008	0211001 0211006 0211004 0211003 0211007 0211008
 4 Leaf Layout	8x Butt Hinge 2x Hinge Handle 1x Intermediate Guide 1x End Guide (Handed) 1x Intermediate Roller 1x End Roller (Handed) 4x Flush Bolt	866x1 NA 86 NA 866x6 NA TEG Guide ROLI NA TEG Guide LORI NA 866x4 NA TEG44 Roller ROLI NA TEG44 Roller LORI NA 488x6 NA	866x1 GA 86 GA 866x6 GA TEG Guide ROLI GA TEG Guide LORI GA 866x4 GA TEG44 Roller ROLI GA TEG44 Roller LORI GA 488x6 GA	0210001 0210006 0210004 0211018 0211017 0210003 0211013 0211014 0210007	0211001 0211006 0211004 0211020 0211019 0211003 0211015 0211016 0211007
 5 Leaf Layout	9x Butt Hinge 2x Hinge Handle 2x Intermediate Guide 2x Intermediate Roller 4x Flush Bolt 1x Magnetic Door Catch	866x1 NA 86 NA 866x6 NA 866x4 NA 488x6 NA BFD-MDC-S	866x1 GA 86 GA 866x6 GA 866x4 GA 488x6 GA BFD-MDC-G	0210001 0210006 0210004 0210003 0210007 0210008	0211001 0211006 0211004 0211003 0211007 0211008
 6 Leaf Layout	11x Butt Hinge 3x Hinge Handle 2x Intermediate Guide 1x End Guide (Handed) 2x Intermediate Roller 1x End Roller (Handed) 6x Flush Bolt	866x1 NA 86 NA 866x6 NA TEG Guide ROLI NA TEG Guide LORI NA 866x4 NA TEG44 Roller ROLI NA TEG44 Roller LORI NA 488x6 NA	866x1 GA 86 GA 866x6 GA TEG Guide ROLI GA TEG Guide LORI GA 866x4 GA TEG44 Roller ROLI GA TEG44 Roller LORI GA 488x6 GA	0210001 0210006 0210004 0211018 0211017 0210003 0211013 0211014 0210007	0211001 0211006 0211004 0211020 0211019 0211003 0211015 0211016 0211007
 7 Leaf Layout	12x Butt Hinge 3x Hinge Handle 3x Intermediate Guide 3x Intermediate Roller 6x Flush Bolt 1x Magnetic Door Catch	866x1 NA 86 NA 866x6 NA 866x4 NA 488x6 NA BFD-MDC-S	866x1 GA 86 GA 866x6 GA 866x4 GA 488x6 GA BFD-MDC-G	0210001 0210006 0210004 0210003 0210007 0210008	0211001 0211006 0211004 0211003 0211007 0211008
 8 Leaf Layout	14x Butt Hinge 4x Hinge Handle 3x Intermediate Guide 1x End Guide (Handed) 3x Intermediate Roller 1x End Roller (Handed) 8x Flush Bolt	866x1 NA 86 NA 866x6 NA TEG Guide ROLI NA TEG Guide LORI NA 866x4 NA TEG44 Roller ROLI NA TEG44 Roller LORI NA 488x6 NA	866x1 GA 86 GA 866x6 GA TEG Guide ROLI GA TEG Guide LORI GA 866x4 GA TEG44 Roller ROLI GA TEG44 Roller LORI GA 488x6 GA	0210001 0210006 0210004 0211018 0211017 0210003 0211013 0211014 0210007	0211001 0211006 0211004 0211020 0211019 0211003 0211015 0211016 0211007








Hardware Requirements. 56mm + Outward Folding Doors.

Layout (Can Be Combined i.e 2+2, 3+3)	Required Hardware	Order Codes		Office Use	
		Satin Anodised	Gold Anodised	Satin Anodised	Gold Anodised
 <p>2 Leaf Layout</p>	5x Butt Hinge 1x Hinge Handle 1x End Guide (Handed) 1x End Roller (Handed) 2x Flush Bolt	866x1 NA 86 NA TEG Guide ROLI NA TEG Guide LORI NA TEG56 Roller ROLI NA TEG56 Roller LORI NA 488x6 NA	866x1 GA 86 GA TEG Guide ROLI GA TEG Guide LORI GA TEG56 Roller ROLI GA TEG56 Roller LORI GA 488x6 GA	0210001 0210006 0211018 0211017 0211009 0211010 0210007	0211001 0211006 0211020 0211019 0211011 0211012 0211007
 <p>3 Leaf Layout</p>	6x Butt Hinge 1x Hinge Handle 1x Intermediate Guide 1x Intermediate Roller 2x Flush Bolt 1x Magnetic Door Catch	866x1 NA 86 NA 866x6 NA 866x4.56 NA 488x6 NA BFD-MDC-S	866x1 GA 86 GA 866x6 GA 866x4.56 GA 488x6 GA BFD-MDC-G	0210001 0210006 0210004 02100031 0210007 0210008	0211001 0211006 0211004 02110031 0211007 0211008
 <p>4 Leaf Layout</p>	8x Butt Hinge 2x Hinge Handle 1x Intermediate Guide 1x End Guide (Handed) 1x Intermediate Roller 1x End Roller (Handed) 4x Flush Bolt	866x1 NA 86 NA 866x6 NA TEG Guide ROLI NA TEG Guide LORI NA 866x4.56 NA TEG56 Roller ROLI NA TEG56 Roller LORI NA 488x6 NA	866x1 GA 86 GA 866x6 GA TEG Guide ROLI GA TEG Guide LORI GA 866x4.56 GA TEG56 Roller ROLI GA TEG56 Roller LORI GA 488x6 GA	0210001 0210006 0210004 0211018 0211017 02100031 0211009 0211010 0210007	0211001 0211006 0211004 0211020 0211019 02110031 0211011 0211012 0211007
 <p>5 Leaf Layout</p>	9x Butt Hinge 2x Hinge Handle 2x Intermediate Guide 2x Intermediate Roller 4x Flush Bolt 1x Magnetic Door Catch	866x1 NA 86 NA 866x6 NA 866x4.56 NA 488x6 NA BFD-MDC-S	866x1 GA 86 GA 866x6 GA 866x4.56 GA 488x6 GA BFD-MDC-G	0210001 0210006 0210004 02100031 0210007 0210008	0211001 0211006 0211004 02110031 0211007 0211008
 <p>6 Leaf Layout</p>	11x Butt Hinge 3x Hinge Handle 2x Intermediate Guide 1x End Guide (Handed) 2x Intermediate Roller 1x End Roller (Handed) 6x Flush Bolt	866x1 NA 86 NA 866x6 NA TEG Guide ROLI NA TEG Guide LORI NA 866x4.56 NA TEG56 Roller ROLI NA TEG56 Roller LORI NA 488x6 NA	866x1 GA 86 GA 866x6 GA TEG Guide ROLI GA TEG Guide LORI GA 866x4.56 GA TEG56 Roller ROLI GA TEG56 Roller LORI GA 488x6 GA	0210001 0210006 0210004 0211018 0211017 02100031 0211009 0211010 0210007	0211001 0211006 0211004 0211020 0211019 02110031 0211011 0211012 0211007
 <p>7 Leaf Layout</p>	12x Butt Hinge 3x Hinge Handle 3x Intermediate Guide 3x Intermediate Roller 6x Flush Bolt 1x Magnetic Door Catch	866x1 NA 86 NA 866x6 NA 866x4.56 NA 488x6 NA BFD-MDC-S	866x1 GA 86 GA 866x6 GA 866x4.56 GA 488x6 GA BFD-MDC-G	0210001 0210006 0210004 02100031 0210007 0210008	0211001 0211006 0211004 02110031 0211007 0211008
 <p>8 Leaf Layout</p>	14x Butt Hinge 4x Hinge Handle 3x Intermediate Guide 1x End Guide (Handed) 3x Intermediate Roller 1x End Roller (Handed) 8x Flush Bolt	866x1NA 86NA 866x6 NA TEG Guide ROLI NA TEG Guide LORI NA 866x4.56 NA TEG56 Roller ROLI NA TEG56 Roller LORI NA 488x6 NA	866x1 GA 86 GA 866x6 GA TEG Guide ROLI GA TEG Guide LORI GA 866x4.56 GA TEG56 Roller ROLI GA TEG56 Roller LORI GA 488x6 GA	0210001 0210006 0210004 0211018 0211017 02100031 0211009 0211010 0210007	0211001 0211006 0211004 0211020 0211019 02110031 0211011 0211012 0211007



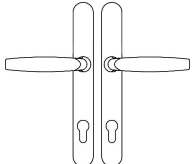

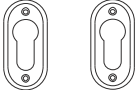
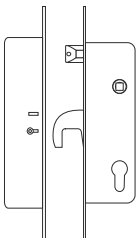
Hardware Requirements. 44mm Only Inward Folding Doors.

Layout (Can Be Combined i.e 2+2, 3+3)	Required Hardware	Order Codes		Office Use	
		Satin Anodised	Gold Anodised	Satin Anodised	Gold Anodised
 <p>2 Leaf Layout</p>	6x Butt Hinge 1x Flush Handle 1x End Guide (Handed) 1x End Roller (Handed) 2x Flush Bolt	866x1 NA 503SL NA TEG Guide ROLI NA TEG Guide LORI NA TEG44 Roller ROLI NA TEG44 Roller LORI NA 488x6 NA	866x1 GA 503SL GA TEG Guide ROLI GA TEG Guide LORI GA TEG44 Roller ROLI GA TEG44 Roller LORI GA 488x6 GA	0210001 0205005 0211018 0211017 0211013 0211014 0210007	0211001 0205006 0211020 0211019 0211015 0211016 0211007
 <p>3 Leaf Layout</p>	7x Butt Hinge 1x Flush Handle 1x Intermediate Guide 1x Intermediate Roller 2x Flush Bolt 1x Magnetic Door Catch	866x1 NA 503SL NA 866x6 NA 866x4 NA 488x6 NA BFD-MDC-S	866x1 GA 503SL GA 866x6 GA 866x4 GA 488x6 GA BFD-MDC-G	0210001 0205005 0210004 0210003 0210007 0210008	0211001 0205006 0211004 0211003 0211007 0211008
 <p>4 Leaf Layout</p>	10x Butt Hinge 2x Flush Handle 1x Intermediate Guide 1x End Guide (Handed) 1x Intermediate Roller 1x End Roller (Handed) 4x Flush Bolt	866x1 NA 503SL NA 866x6 NA TEG Guide ROLI NA TEG Guide LORI NA 866x4 NA TEG44 Roller ROLI NA TEG44 Roller LORI NA 488x6 NA	866x1 GA 503SL GA 866x6 GA TEG Guide ROLI GA TEG Guide LORI GA 866x4 GA TEG44 Roller ROLI GA TEG44 Roller LORI GA 488x6 GA	0210001 0205005 0210004 0211018 0211017 0210003 0211013 0211014 0210007	0211001 0205006 0211004 0211020 0211019 0211003 0211015 0211016 0211007
 <p>5 Leaf Layout</p>	11x Butt Hinge 2x Flush Handle 2x Intermediate Guide 2x Intermediate Roller 4x Flush Bolt 1x Magnetic Door Catch	866x1 NA 503SL NA 866x6 NA 866x4 NA 488x6 NA BFD-MDC-S	866x1 GA 503SL GA 866x6 GA 866x4 GA 488x6 GA BFD-MDC-G	0210001 0205005 0210004 0210003 0210007 0210008	0211001 0205006 0211004 0211003 0211007 0211008
 <p>6 Leaf Layout</p>	14x Butt Hinge 3x Flush Handle 2x Intermediate Guide 1x End Guide (Handed) 2x Intermediate Roller 1x End Roller (Handed) 6x Flush Bolt	866x1 NA 503SL NA 866x6 NA TEG Guide ROLI NA TEG Guide LORI NA 866x4 NA TEG44 Roller ROLI NA TEG44 Roller LORI NA 488x6 NA	866x1 GA 503SL GA 866x6 GA TEG Guide ROLI GA TEG Guide LORI GA 866x4 GA TEG44 Roller ROLI GA TEG44 Roller LORI GA 488x6 GA	0210001 0205005 0210004 0211018 0211017 0210003 0211013 0211014 0210007	0211001 0205006 0211004 0211020 0211019 0211003 0211015 0211016 0211007
 <p>7 Leaf Layout</p>	15x Butt Hinge 3x Flush Handle 3x Intermediate Guide 3x Intermediate Roller 6x Flush Bolt 1x Magnetic Door Catch	866x1 NA 503SL NA 866x6 NA 866x4 NA 488x6 NA BFD-MDC-S	866x1 GA 503SL GA 866x6 GA 866x4 GA 488x6 GA BFD-MDC-G	0210001 0205005 0210004 0210003 0210007 0210008	0211001 0205006 0211004 0211003 0211007 0211008
 <p>8 Leaf Layout</p>	18x Butt Hinge 4x Flush Handle 3x Intermediate Guide 1x End Guide (Handed) 3x Intermediate Roller 1x End Roller (Handed) 8x Flush Bolt	866x1 NA 503SL NA 866x6 NA TEG Guide ROLI NA TEG Guide LORI NA 866x4 NA TEG44 Roller ROLI NA TEG44 Roller LORI NA 488x6 NA	866x1 GA 503SL GA 866x6 GA TEG Guide ROLI GA TEG Guide LORI GA 866x4 GA TEG44 Roller ROLI GA TEG44 Roller LORI GA 488x6 GA	0210001 0205005 0210004 0211018 0211017 0210003 0211013 0211014 0210007	0211001 0205006 0211004 0211020 0211019 0211003 0211015 0211016 0211007

Hardware Requirements. 56mm + Inward Folding Doors.

Layout (Can Be Combined i.e 2+2, 3+3)	Required Hardware	Order Codes		Office Use	
		Satin Anodised	Gold Anodised	Satin Anodised	Gold Anodised
 2 Leaf Layout	6x Butt Hinge 1x Flush Handle 1x End Guide (Handed) 1x End Roller (Handed) 2x Flush Bolt	866x1 NA 503SL NA TEG Guide ROLI NA TEG Guide LORI NA TEG56 Roller ROLI NA TEG56 Roller LORI NA 488x6 NA	866x1 GA 503SL GA TEG Guide ROLI GA TEG Guide LORI GA TEG56 Roller ROLI GA TEG56 Roller LORI GA 488x6 GA	0210001 0205005 0211018 0211017 0211009 0211010 0210007	0211001 0205006 0211020 0211019 0211011 0211012 0211007
 3 Leaf Layout	7x Butt Hinge 1x Flush Handle 1x Intermediate Guide 1x Intermediate Roller 2x Flush Bolt 1x Magnetic Door Catch	866x1 NA 503SL NA 866x6 NA 866x4.56 NA 488x6 NA BFD-MDC-S	866x1 GA 503SL GA 866x6 GA 866x4.56 GA 488x6 GA BFD-MDC-G	0210001 0205005 0210004 02100031 0210007 0210008	0211001 0205006 0211004 02110031 0211007 0211008
 4 Leaf Layout	10x Butt Hinge 2x Flush Handle 1x Intermediate Guide 1x End Guide (Handed) 1x Intermediate Roller 1x End Roller (Handed) 4x Flush Bolt	866x1 NA 503SL NA 866x6 NA TEG Guide ROLI NA TEG Guide LORI NA 866x4.56 NA TEG56 Roller ROLI NA TEG56 Roller LORI NA 488x6 NA	866x1 GA 503SL GA 866x6 GA TEG Guide ROLI GA TEG Guide LORI GA 866x4.56 GA TEG56 Roller ROLI GA TEG56 Roller LORI GA 488x6 GA	0210001 0205005 0210004 0211018 0211017 02100031 0211009 0211010 0210007	0211001 0205006 0211004 0211020 0211019 02110031 0211011 0211012 0211007
 5 Leaf Layout	11x Butt Hinge 2x Flush Handle 2x Intermediate Guide 2x Intermediate Roller 4x Flush Bolt 1x Magnetic Door Catch	866x1 NA 503SL NA 866x6 NA 866x4.56 NA 488x6 NA BFD-MDC-S	866x1 GA 503SL GA 866x6 GA 866x4.56 GA 488x6 GA BFD-MDC-G	0210001 0205005 0210004 02100031 0210007 0210008	0211001 0205006 0211004 02110031 0211007 0211008
 6 Leaf Layout	14x Butt Hinge 3x Flush Handle 2x Intermediate Guide 1x End Guide (Handed) 2x Intermediate Roller 1x End Roller (Handed) 6x Flush Bolt	866x1 NA 503SL NA 866x6 NA TEG Guide ROLI NA TEG Guide LORI NA 866x4.56 NA TEG56 Roller ROLI NA TEG56 Roller LORI NA 488x6 NA	866x1 GA 503SL GA 866x6 GA TEG Guide ROLI GA TEG Guide LORI GA 866x4.56 GA TEG56 Roller ROLI GA TEG56 Roller LORI GA 488x6 GA	0210001 0205005 0210004 0211018 0211017 02100031 0211009 0211010 0210007	0211001 0205006 0211004 0211020 0211019 02110031 0211011 0211012 0211007
 7 Leaf Layout	15x Butt Hinge 3x Flush Handle 3x Intermediate Guide 3x Intermediate Roller 6x Flush Bolt 1x Magnetic Door Catch	866x1 NA 503SL NA 866x6 NA 866x4.56 NA 488x6 NA BFD-MDC-S	866x1 GA 503SL GA 866x6 GA 866x4.56 GA 488x6 GA BFD-MDC-G	0210001 0205005 0210004 02100031 0210007 0210008	0211001 0205006 0211004 02110031 0211007 0211008
 8 Leaf Layout	18x Butt Hinge 4x Flush Handle 3x Intermediate Guide 1x End Guide (Handed) 3x Intermediate Roller 1x End Roller (Handed) 8x Flush Bolt	866x1NA 503SL NA 866x6 NA TEG Guide ROLI NA TEG Guide LORI NA 866x4.56 NA TEG56 Roller ROLI NA TEG56 Roller LORI NA 488x6 NA	866x1 GA 503SL GA 866x6 GA TEG Guide ROLI GA TEG Guide LORI GA 866x4.56 GA TEG56 Roller ROLI GA TEG56 Roller LORI GA 488x6 GA	0210001 0205005 0210004 0211018 0211017 02100031 0211009 0211010 0210007	0211001 0205006 0211004 0211020 0211019 02110031 0211011 0211012 0211007

Additional Items. Weatherseal, Lock, Handles & Escutcheons.

Part Diagram	Description	Order Codes		Office Use	
 Aquamac 21 Weatherseal	25m or 50m lengths available for sealing both around the frame and in between door panels. Colour: Black.	BFD-ADS-25 BFD-ADS-50		02120062	
 Brush Seal	Brush Strip 1000mm lengths. Recommended under each door. Single run for rebated frame or double run for flat threshold.	BFD-BSH-1000		02120061	
	Lever Handles to suit Hybrid Lock	Satin Anodised	Gold Anodised	Satin Anodised	Gold Anodised
		VFD-LHS-SA	VFD-LHS-GA	02151040	02151041
	Key Escutcheon for Hybrid Lock Odd Leaf (when lever handle not wanted on folding face).	BFD-KEO-S	BFD-KEO-G	02151042	02151043
	Key Escutcheons for Hybrid Lock Even Leaf.	Satin Stainless	Satin Brass	Satin Stainless	Satin Brass
		BFD-KEE-S	BFD-KEE-G	021510431	021510432
	Hybrid Lock & Keep with Satin Stainless Steel Faceplates.	BFD-HLS		Lock 0606110 Keep 0606115	
	80mm Polished Chrome Cylinder To Suit Hybrid Lock	BFD-CYL		Differ 0606112 Alike 0606113	



Unit 210 Holly Road, Western Industrial Estate.
Naas Road, Dublin 12
Ph 00353-1-4565170 Fax 00353-1-4502371
Email: info@nationalseal.ie web: www.nationalseal.ie