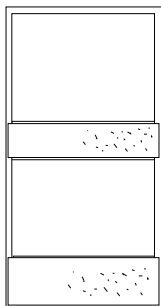


The **Nova** is our most popular rigid flyscreen door kit, recommended for domestic and light commercial applications. It is available as components, kits or manufactured to order.

Maximum Size - We would recommend not to exceed the size of our largest kit. (1300 x 2600mm)

Options (not kits) - A mitre rather than a square cut corner is available, as is a steel hinge in place of the standard liftoff type.



Heavy Duty Option

A 'Heavy Duty' style Nova door may be manufactured to order, this includes additional midbars to fit a pushplate at the centre of the door.

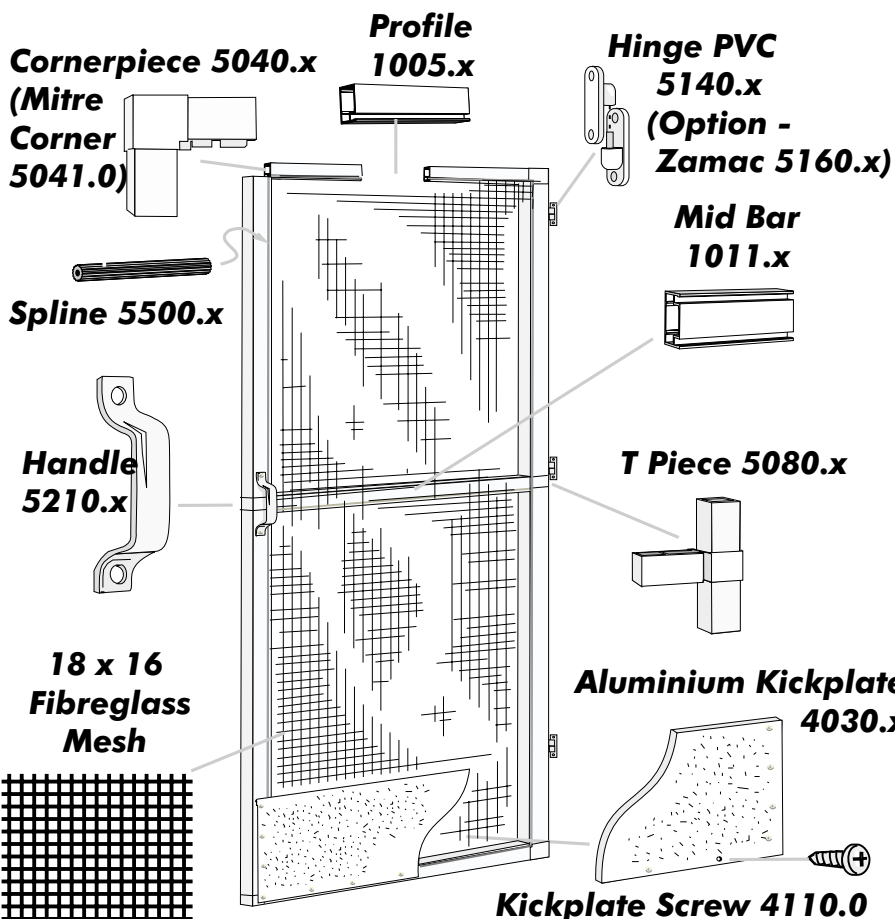
Colours

Nova profile is available powder coated white or dark brown, or in a silver anodised aluminium.

As with all our products, the figure after the point of the code gives the colouration.

Codes are as follows:

White (standard)	.1
Dark Brown	.2
Silver Anodised	.3



Above: **Nova Door and Components**

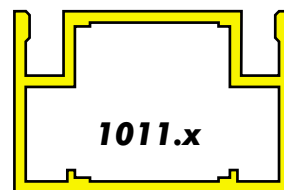
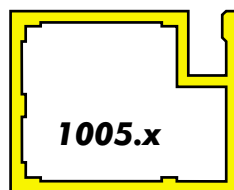
Kits - A Nova kit contains all the components required to make a complete door, **grey** fibreglass mesh is standard. Hinges, handles and a magnetic catch are included.

Kit Sizes

Code	W x H (mm)
2010.x	900 x 2150
2020.x	1000 x 2150
2040.x	1300 x 2600

All kits may be reduced to the exact size required.

Profile shown actual size.



Nova Door